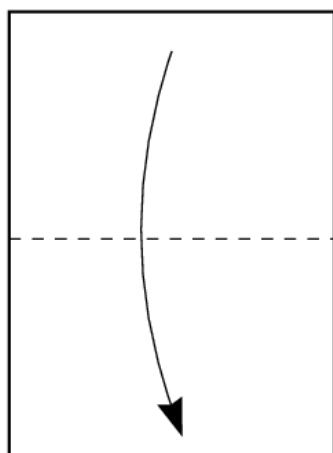
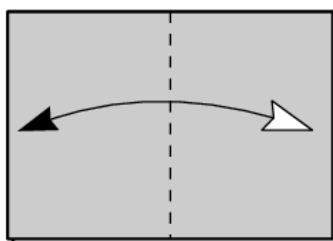


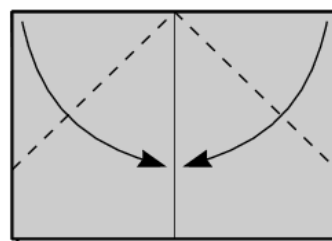
Seaside Sensation: Origami Paper Boat Instructions



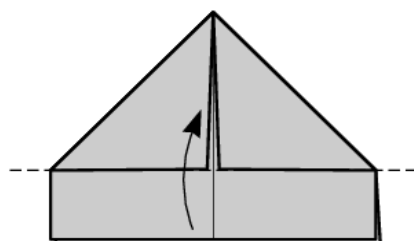
(1) Start from a rectangle (e.g. A4). Fold in half.



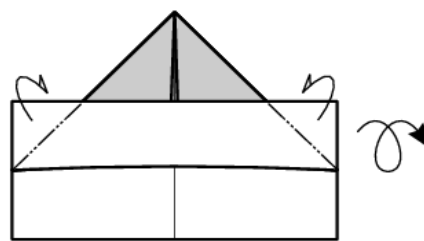
(2) Fold in half and then unfold.



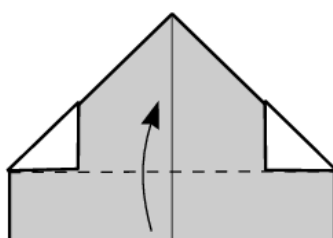
(3) Fold to the centre.



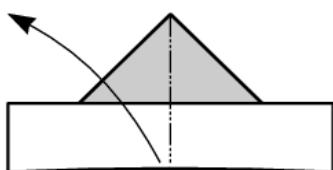
(4) Fold overlapping strip upwards.



(5) Fold corners backwards. Turn over.



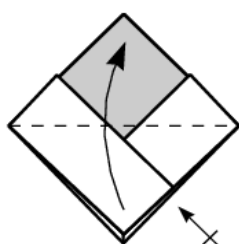
(6) Fold strip upwards.



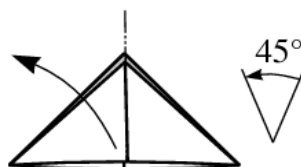
(7) Open.



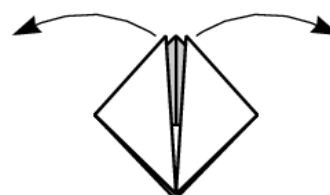
(8) Opening in progress.



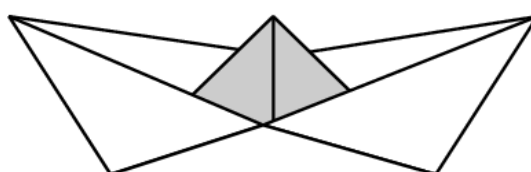
(9) Fold triangle upwards. Repeat behind.



(10) Open (as in steps 7 and 8).



(11) Take upper corners and stretch out.



(12) Finished boat.